Description

The ASLxxCB series low capacitance transient voltage suppressor arrays, designed to protect applications such as portable electronics and SMART phones. This series is available in bidirec tional configurations and is udwhg dw 683 Z dwwv i ru dq ;253Pv z dyhvkdsh1 Wklv vhulhv offers a low capacitance and low leakage current in a miniature SOD323 package.



Features

- IEC 61000-4-2 (ESD)
  - ° 30kV Contact Discharge
  - ° 30kV Air Discharge
- 300W Peak pulse Power (8/20 us)
- IEC 61000-4-4 EFT Protection
  - 40A(5/50 ns)
- Halogen free and RoHS compliant
- Protection one directional I/O line
- Transient protection for high -speed data lines
- Low clamping voltage
- Low leakage current
- AEC-Q101 qualified

Mechanical Characteristics

- SOD323
- ROHS/ Compliant
- Halogen free
- Molding compound flammability rating χ UL 94V-0
- Marking χ Part numbe r
- Packing : Tape and Reel per EIA 481

Application

- Cell Phone Handsets and Accessorie s
- Microprocessor based equipmen t
- Personal Digital Assistant s
- Notebooks / Desktops / Servers
- Portable Instrumentation
- Peripherals γ Pagers

Electrical Characteristics (T_A@58°F unless otherwise specified)

Part Number	V_{RWM} (max.)	V_{BR} (min.)	V_{CL}@I=1A (max.)	I_{PP} (max.)	V_{CL}@I=I_{PP} (max.)	I_R (max.)	C_J (typ.)

Typical Performance Characteristics (T A@58¯F xq0hvv rwkhuzlvh Vshflilhg,

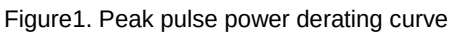

Figure1. Peak pulse power derating curve



Figure2. Peak Pulse Power vs. Pulse Time

Recommended Land Pattern



Note:

1. Controlling dimension: in millimeters
2. General tolerance: °3138 p p
3. The pad layout is for reference only

Revision history of Specification

Version	Change Items	Effective Date
1.0	Initial Release	13-Aug-2021